

# Ring Pump®

## RP-W II Series



### Features

- Toughest and long life pump among lineup of our ringpump.

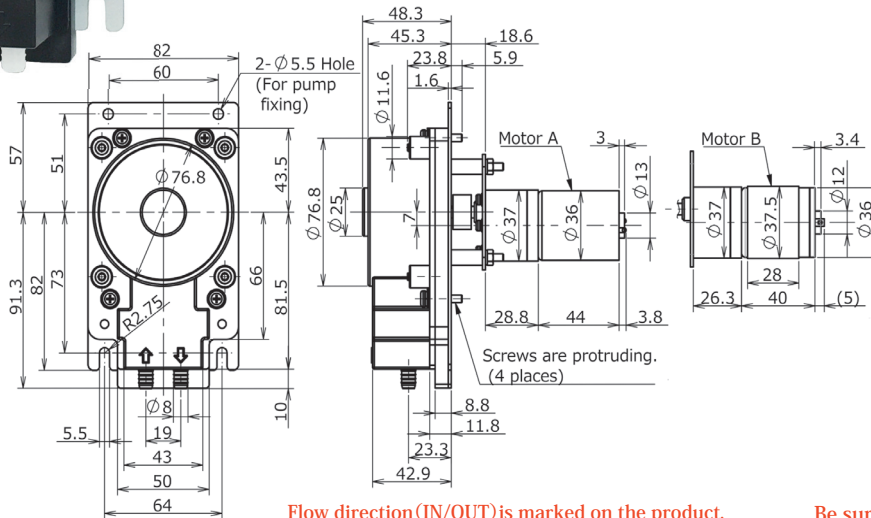
### Examples of application

Big sized printers and many other applications where toughness and long life is required.

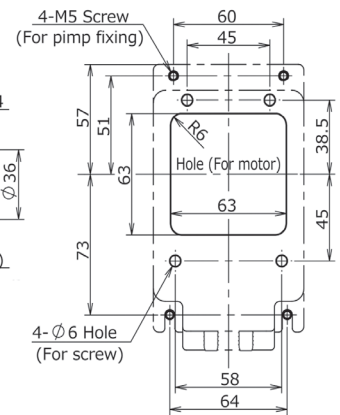
### Main specifications

Flow rate (mL/min)	350 500 700
Tubing	PharMed BPT
Motor/Power source	DC geared motor DC24V
Weight (for reference)	Approx. 850g

### 【Outline view】



### 【Mounting plate view】



Flow direction (IN/OUT) is marked on the product.

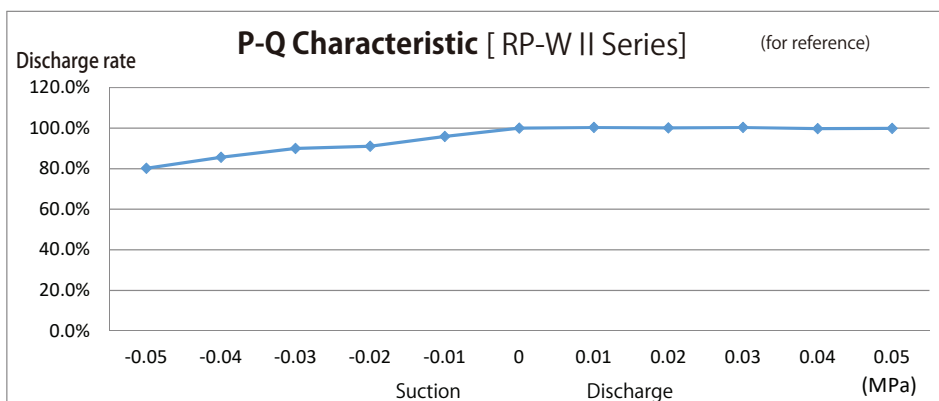
\*Flow direction (IN/OUT) is true when positive side is connected to the terminal marked  $\oplus$  on the motor.

Be sure that the motor shaft position is horizontal.

## Model Lineup

Model Lineup	Voltage (DC/V)	Flow rate (mL/min)	Tubing		Motor Type
			Type	ID x OD (mm)	
RP-W II 04 F -350Z-DC24V	24	350	PharMed BPT	4.0 x 8.0	A
RP-W II 04F-500Z-DC24V	24	500	PharMed BPT	4.0 x 8.0	A
RP-W II 04F-700Z-DC24V	24	700	PharMed BPT	4.0 x 8.0	B

\* PharMed BPT is product of Saint-Gobain SA and formerly described as PharMed in our brochure.



MPa	-0.05	-0.04	-0.03	-0.02	-0.01	0	0.01	0.02	0.03	0.04	0.05
Discharge rate	80.2%	85.6%	89.9%	91.0%	95.9%	100.0%	100.3%	100.1%	100.3%	99.7%	99.9%

※ Variable by material or ID of tubing.